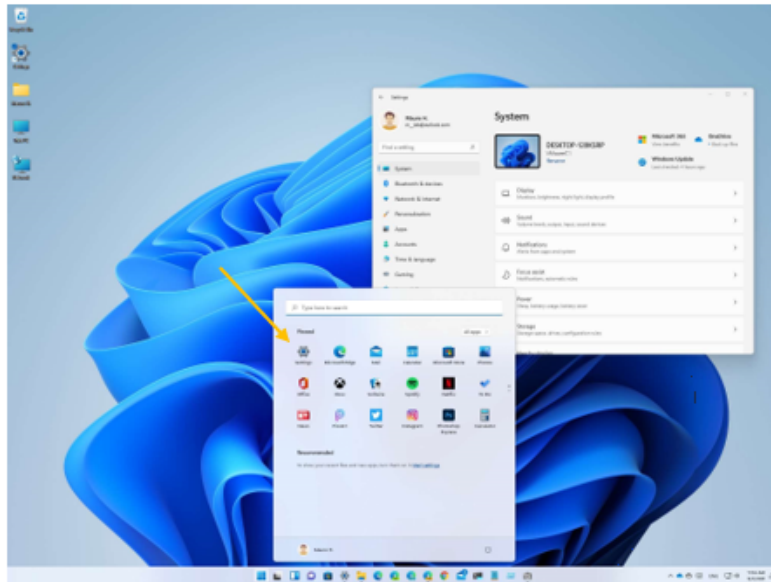


Add the Correct Forticlient Extension

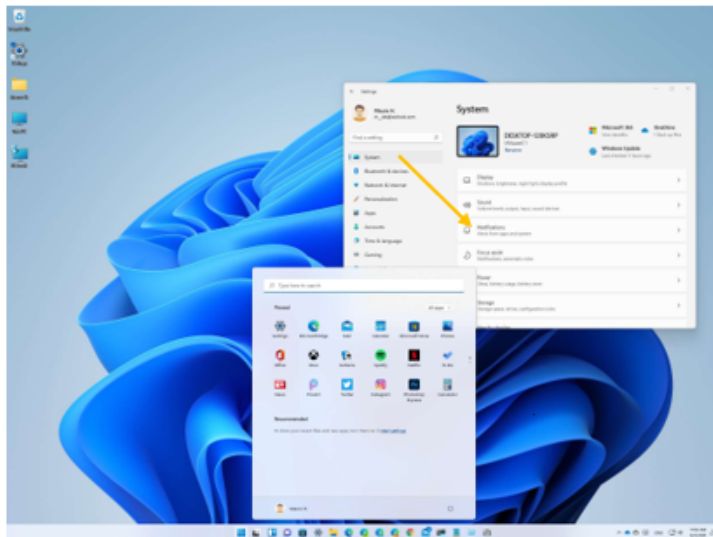
FIXING VPN ISSUE AT HOME:

First step make sure you are logged in on home Wi-Fi before you even begin this process.

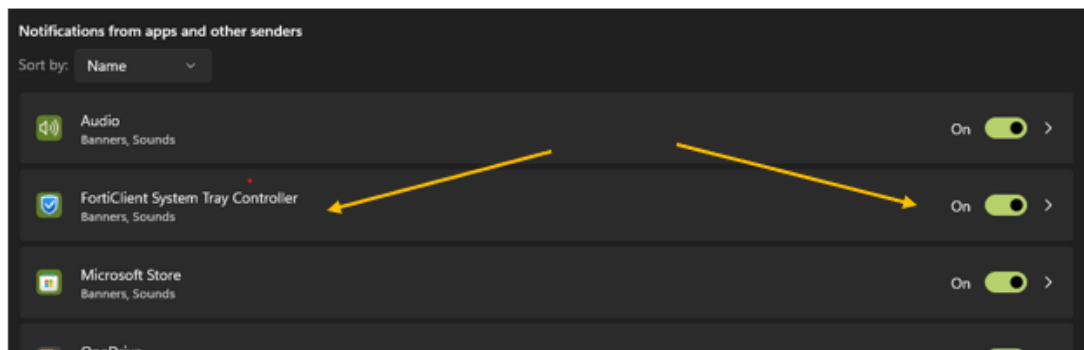
1. Please open your settings:



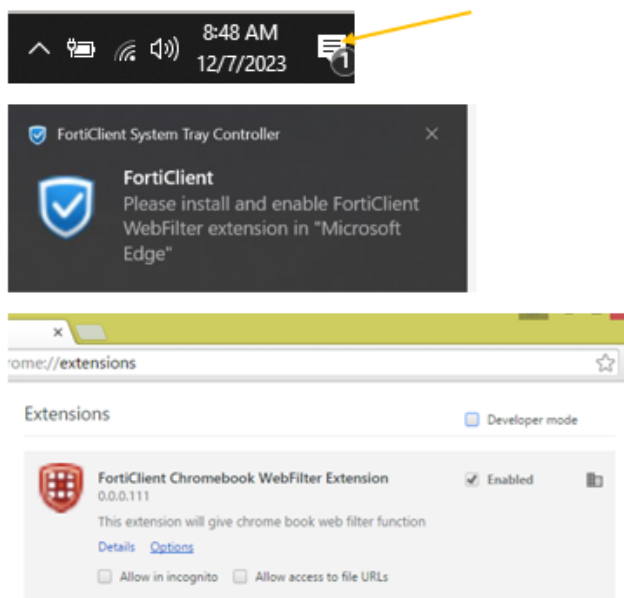
2. Then go to **notifications** by clicking **System** and then **notifications** tab will be on the right-hand side.



3. Once you, Click **Notifications**, please turn on **FortiClient** and your notifications.



Then once these steps are completed restart your laptop and then log back into it. Once you are completely logged in open a Browser source such as Edge or Chrome and you will be notified in the bottom right corner of your screen from **FortiClient** to add the extension.



This will address the ability to use your student laptops at home.

Revision #4

Created 7 December 2023 13:52:43 by Stephen Grabowski

Updated 10 April 2025 18:30:26 by byanuskiewicz